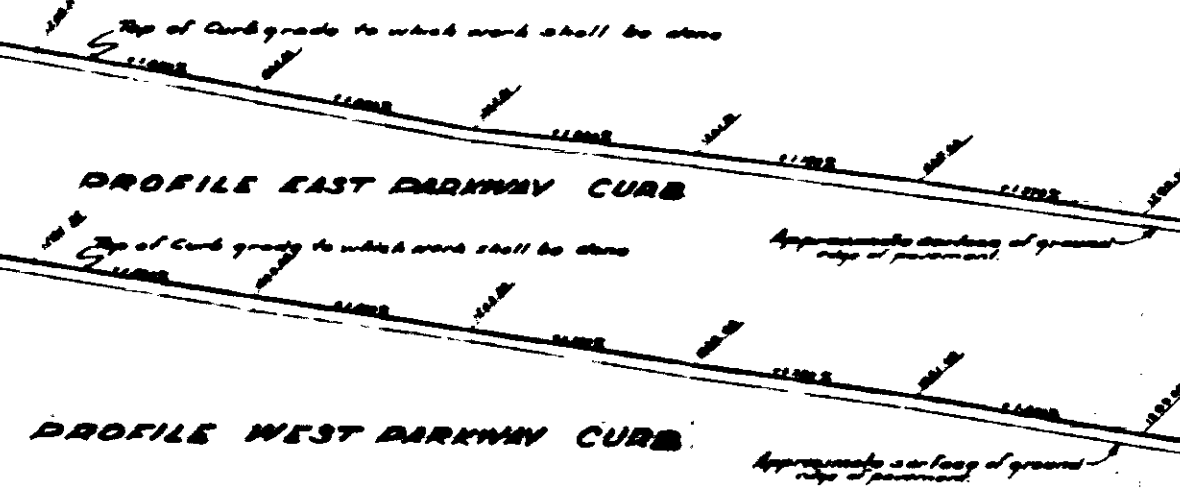



1270
1270

1. Allow
Incor
Spec
2. Rem
Con
Set
of cur



PROFILE
Horizontal-1'-40"
Scale: Vertical-1'-4"



12 11 10 9 8 7 6 5 4 3 2 1 0

1250
1290

Beg. Project ST

MOUNTAIN VIEW

AVENUE

Property Line

Property Line

Existing Curb

Construct Std Type 'A' Curb

Curb Line 1

Join existing Curb

Existing Curb 2


Construct Std Type 'A' Curb

Property Line 1

Property Line 2

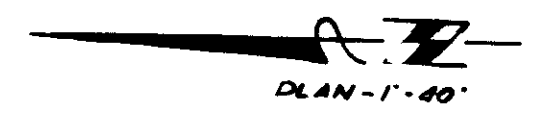
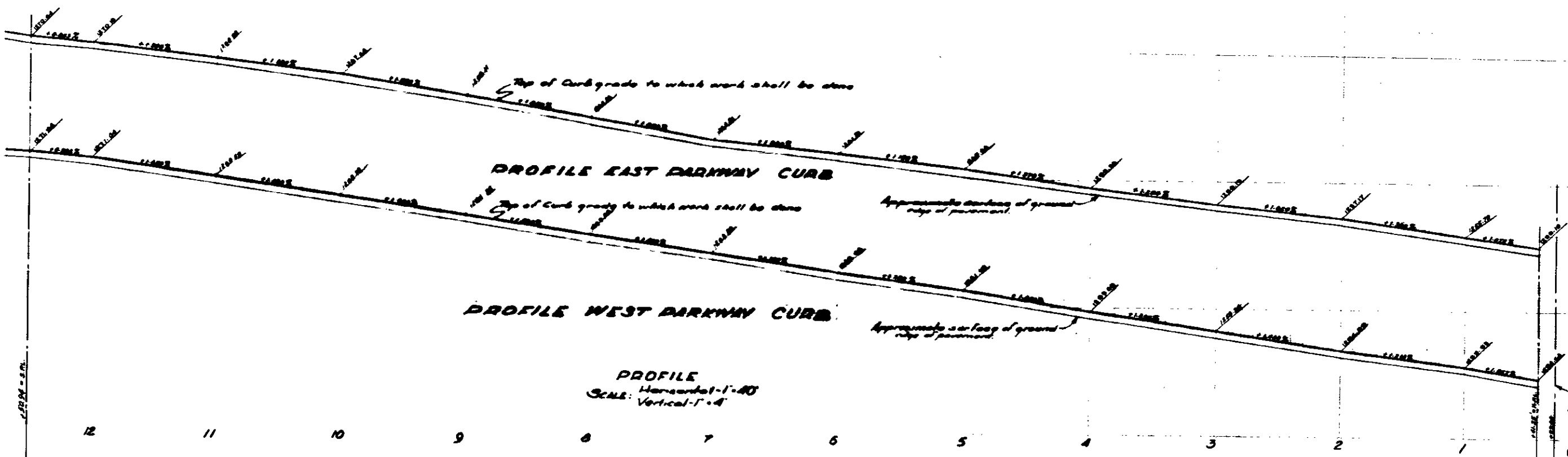
13
12
11
10
9
8
7
6
5
4
3
2
1
0

13
12
11
10
9
8
7
6
5
4
3
2
1
0



1270
1270

1. Allow
Incor
Spec
2. Rem
Cons
Set
of cur



13
12
11
10
9
8
7
6
5
4
3
2
1
0

1250
1250

